

Go to www.worldbookonline.com then click on "Kids". If prompted, log on with your

ID: _____ Password: _____

HOW TO SEARCH


There are two key ways to search for a subject.

1. Use your keyboard to type a word in **Search** box to help you find information in the Kids database.
2. Use **Explore** to view eight main categories to start your search.

HOW TO SEARCH USING THE SEARCH BOX



Type **dog** into the Search box.

TIP: When you start to type you will notice a list appear. You can either click on one of the links or click on  to see a full list of search results.

Article

→ Go to the **Dog** article.

→ Read the article to answer the question. *World Book Kids* has many interesting facts about dogs.

1. What does a dog do when it's hot?

Pictures, Videos, and More

*At the top of the article page there is a tab called **Pictures, Videos, and More**. Click on the **Pictures, Videos, and More** tab.*

2. What is your favourite video and why did you select this video?

More Information

*At the top of the article page is a tab called **More Information**. Click on the **More Information** tab.*

Articles

*Click on **Articles** in the **More Information** tab.*

3. Write down at three articles that are listed.

Websites

Click on **Websites** in the **More Information** tab.

4. Write down your favourite websites?

Games

Click on **Games** in the **More Information** tab.

5. What is the title of the game available in this article?

6. Click on the game to play. Play until you get a score. What was your score?

HOW TO SEARCH USING THE EXPLORE BUTTON



Click on the World Book Kids logo on the top left hand side of the page to go back to the home page.

Use the Explore button to begin find information on “Dogs”.

Click on the **Explore** button.

Dig in!

→ A dog is a living thing so click on **Living things**

Dig Deeper!

→ A dog is an animal so click **Animals** to take you to articles on “Animals”.

Dig Deeper!

→ There are different kinds of animals – a dog is a *mammal*.

→ Click on the **Mammals** button.

Dig Deeper!

→ Click on the **Dogs and dog family** button.

→ Scroll down the page until you find Dog

→ Click on the picture or the blue link to take you to the article.

Contents

At the top right corner of the page, you’ll see a tab that says, **Contents**. You can quickly go to each section of the “**Dog**” article.

7. Not including the Lexile Measures, how many sections does the “Dog” article have?

Tools

At the top right corner of the page, you'll see a tab that says, **Tools**.

8. What are the six things you can do from the Tools icon?

- | | |
|----|----|
| 1. | 4. |
| 2. | 5. |
| 3. | 6. |
-

World Book Student

Below the article, notice the link to the *World Book Student*. This will take you to the Student "Dog" article where you can read more about dogs.

Citations

All articles contain three types of citations, *MLA, APA, and Harvard*.

Scroll to the bottom of the "Dog" article to find the citations.

9. Cite this article using Harvard style in the space below.

FEATURE BUTTONS ON THE HOME PAGE

Go back to the homepage by clicking the *World Book Kids* logo at the top of the page.

PICTURES AND VIDEOS

10. How many different categories of pictures and videos can you see?



Click on any of the categories and answer these questions:

11. What category did you choose?

12. Which subcategory did you choose to 'dig deeper'?

13. Choose any picture or video. Click on it to see a larger version. Write the title and describe what you see.

WORLD OF ANIMALS

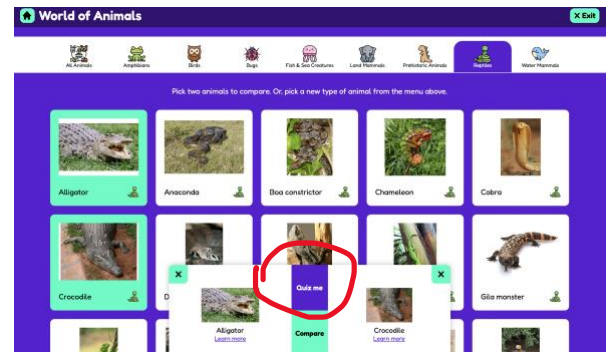
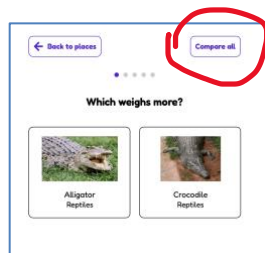
Go back to the home page.

World of Animals lets you learn more about your favourite animals!

You can compare animals to find a collection of animal facts, videos, pictures, and web links.

Let's compare a **crocodile** with an **alligator**.

- Click on the **Reptiles** button because they are both reptiles.
- Find the alligator and click on the picture.
- Find the crocodile and click on the picture.
- Click **Quiz me** and choose which answer you think is correct.

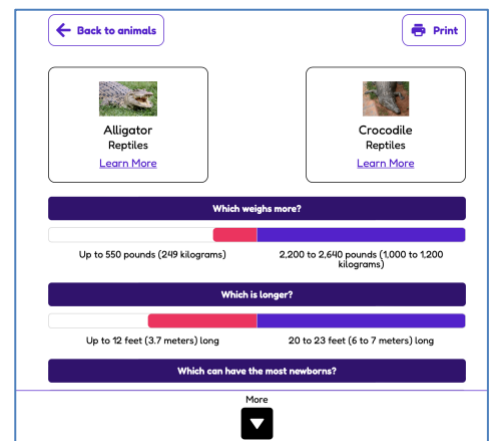


→ Click "Compare All" button to compare the two animals side by side.

You can now view all the facts about crocodiles and alligators.

14. The Saltwater Crocodile is larger than the American Alligator. True or False

15. Where can you find a Saltwater Crocodile?




ACTIVITIES

Go back to the World Book Kids home page and click on **Activities**.

There are 11 fun categories in this feature including activity sheets you can download and print.

Explore each section to find activities you would like to do.

16. My favourite activities are:



ACTIVITY TO DO AT HOME:



Find out how much you know and use the combination of foods to create a recipe for a fantastic salad.

→ Go **Activities** and click on **Food Fun**

→ Click on **Get to Know Your Food**

→ Print out the PDF of the pictures of foods and graph before starting the activity.

MAPS AND MORE

Go back to the World Book Kids home page and click on **Maps and More**.

This feature is divided into 3 sections:

1. Interactive Maps 2. World Book Atlas 3. Outline Maps & Flags

TIP: The pictures on each button show an example of the type of map.



INTERACTIVE MAPS

Explore maps using the zoom controls, toggle between map or satellite view, or the use the locator button.

17. From the home page, find **Maps and More**. Click on it, and then click on **Interactive Maps** button.

What do the purple boxes mean?

18. Find the purple box for your state and click on it. What information can you find about your state?

Maps can be in map or satellite view. Change from  map view to  satellite view use the side buttons.

19. Which map is which? Tick the correct answer.



Map Satellite

Map Satellite

WORLD BOOK ATLAS

You can view hundreds of maps using the World Book Atlas.

TIP: Many maps allow you to dig deeper using

Links on this Map

and

Other Views of this Map

→ Click on **World Book Atlas** button.

→ Find **Antarctica** using the **Links on this Map** drop-down menu.

→ Click on **Antarctica**.

20. Name the ocean that surrounds Antarctica?

S _____ O _____

OUTLINE MAPS AND FLAGS

You can print worksheets of outline maps and flags for all the countries of the world, Australian states, and more.

→ Click on **Outline Maps and Flags** button.

ACTIVITY TO DO AT HOME:

→ Click on the map of Australia button.

→ You will see a list of all Australian states under “Links on this map” button.


→ Select your state from the list.

→ Print out the map and colour in your state flag.

GAMES

Go back to the World Book Kids home page and click on **Games**.

21. My favourite game is:



22. Click on your favourite game. Play until you get a score. What colour medal did you earn?

IMPORTANT PEOPLE

Go back to the World Book Kids home page and click on **Important People**.

There are two ways to find an important person.

1. Type in a name or keyword in the search box.
2. Use the Choose a job or achievement section.

23. How many different categories can you choose from when looking for an important person?

Go to the **Choose a job or achievement** section and choose from the dropdown menus:

Gender: Female **Country:** Australia

24. Who is the first person listed in the search results?

25. What type of sport did this woman play that made her a successful sportswoman?



COMPARE PLACES

Go back to the World Book Kids home page and click on **Compare Places**.

This is where you can compare continents, countries, states, dependences, or compare everything with the click of a button.

Let's compare Australian states side by side. Click on the **State (Australia)** button.

- To choose a state, click on the picture of your state.
- Pick another state.
- Click **Quiz me** and choose which answer you think is correct.
- Click **Compare all** to compare both states.
- This will show quick facts, pictures, videos, and more.

26. Which state has the largest population?



SCIENCE PROJECTS

Go back to the World Book Kids home page and click on **Science Projects**.

This is where you can find science projects ideas. This feature is divided into 8 sections

1. *Animals*
2. *Machines*
3. *Matter and Energy*
4. *Microscopic Life*
5. *Our Planet*
6. *Plants*
7. *Science You Can Use*
8. *Your Body*



Explore each section to find the science projects and experiments you would like to do.

27. What is your favourite science project and why did you select it?

DICTIONARY

Go back to the World Book Kids home page and click on **Dictionary**.

There are two ways you can search for the meaning of a word.

28. The first way is to search within the dictionary using the Search Box.

→ Type **dictionary** in the Search Box and click Go

What order are words listed in a dictionary?

29. The second way is to search the dictionary by Double-clicking words in the article.

You can find out what a word means in any World Book article by double-clicking on the word.

Double click on the word **alphabetical**. What does alphabetical mean?



ANSWER SHEET:

1. It pants.
2. Answer will vary.
3. Answer will vary.
4. Answer will vary.
5. Name That Baby Animal.
6. Answer will vary.
7. 7
8.
 1. Save
 2. Share
 3. Print
 4. Citations
 5. Translate this text
 6. Read about setting.
9. 'Dog' 2020, World Book Kids, World Book, Chicago, viewed 06 Feb 2020, <<https://www.worldbookonline.com/kids/home#article/ar830586>>.
10. Answer will vary.
11. Answer will vary.
12. Answer will vary.
13. Answer will vary.
14. True.
15. Australia, Southeast Asia.
16. Answer will vary.
17. The purple box indicates a state, province, or region.
18. Clicking on the box reveals a link to the article.
19. a) map b) satellite
20. Southern Ocean
21. Answer will vary.
22. Answer will vary.
23. Answer will vary.
24. Answer will vary.
25. Answer will vary.
26. Answer will vary.
27. Answer will vary.
28. Alphabetical.
29. Arranged in the same way as the letters of an alphabet.