

TIP: To go back to the **STUDENT** homepage click on



TIP:  The **Main Menu** at the top right-hand side of every page provides quick access to all of the features on the site.

Search Tool

– Use the main search box to find articles, images, videos and much more.

There are two types of searches available when using the homepage search tool. The **ADVANCED SEARCH** option contains more search categories.

→ Type **World War I** in the search box. Press Enter or .

→ Click on **World War I** article.

→ Under **MEDIA** tab find the map of the **Gallipoli Campaign**.

Q 1: What is the area where the ANZAC forces landed on April 25, 1915, now called? _____

Click the **X** to return to the article.

→ Click on the **RELATED** tab in the *World War I* article.

→ Select **Websites** and scroll down to find **The World War I Document**

Archive

→ **Documents by Year: 1915**

→ **Reports on Gallipoli - 9 August 1915; The Kitchener and Hamilton reports**

Read the reports to find the answer to the following question.

Q 2: Who was the commander of the Australian and New Zealand Division in this campaign? _____

→ Go back to **World Book Student** tab and click **X** to return to the article.



Select the **Important dates during World War I** table

Q 3: When did a German submarine sink the liner *Lusitania*? _____

Q 4: When did the Allies launch the Battle of the Somme? _____

Q 5: What date did Germany sign an armistice which ended the war? _____

Click the **X** to return to the article then go to to the **STUDENT** homepage.

.....

ADVANCED SEARCH

Advanced Search

→ Click on the search bar to bring up the **Advanced Search** button.

→ Scroll down to **Browse Options**

→ Select **Browse Back in Time By Year**

→ Select **1922**

→ Scroll down **Medicine (1922)**

Q6: What medical discovery in 1922 was beneficial in the treatment of diabetes? _____


TIP: Some articles are long and contain a lot of information. You can use the article contents on the left-hand side to see an outline of the article. Here is the outline from the 'World War I' article.

- Introduction
- Background to the war
- The beginning of the war
- The deadlock on the Western Front
- The war on other fronts
- Later stages
- The last campaigns
- Consequences of the war
- The peace settlement



TIP: Click the Read-aloud button to start the text-to-speech function.

Go back to the **STUDENT** homepage.


 **Featured Article**

– *images and articles appear on the homepage behind the search bar.*

Use the arrows to browse through the images to find more featured articles.

Which featured article interests you most and why did you choose this article? _____

There are four research tools on the homepage:


 **1. My Research**

– *You can create your own account to save all your research projects, World Book articles, images, timelines and other search results in one place. See a separate sheet on how to set up a new My Research account.*

Click on **My Research** button on the homepage.

Create your own **My Research** account so you can save articles as you visit them.


Username: _____ Password: _____

 **2. Citation Builder**

– *this is a tool to create bibliographies.*

Click on **Citation Builder** button on the homepage.

Q 7: How many different types of citations can you create using this feature? _____

 **3. Timelines**

– *find hundreds of World Book Timelines with the option to create your own timeline from scratch.*

TIP: You must be logged in to your My Research account before building and saving a timeline.

Click on **Timelines** button on the homepage.

→ Click on **World History**


→ Click on **New Zealand history**

→ Click on **GALLIPOLI CAMPAIGN**

Using the arrows, scroll along the timeline to find the answer.

Q 8: When did the final Allied troops leave Gallipoli? _____

Return to the **STUDENT** homepage, click on **World Book Products** on the bottom tool bar then click on **Student**.

 **4. Browse by Subject**

– *this is where you can choose a subject to find articles.*

Click on **Browse by Subject** button on the homepage.

Q 9: What are the subjects you can select? _____

Go back to **STUDENT** homepage.

Current Events: Behind the Headlines

– regularly updated news stories are featured on the homepage.

Which news story interests you most and why did you choose this news story?

Biography Centre

– contains tens of thousands of biographies plus Today's Birthdates.

Scroll down to the **Biography Centre** on the homepage. Click **MORE BIOGRAPHIES**

Search for **Margaret Mahy** in the search box.

Q 10: How many novels did she publish?

Featured Media

– the video and 360-degree videos from the World Book media collection will change each time you visit the homepage. You can find more media on the right-hand side.

Click the **arrow** to begin the video.

Which featured video did you watch and why did you choose this video? _____

Main Menu

Find the Main Menu icon at the top right-hand side of the page. The Main Menu icon will help you navigate the site.

Atlas – maps the world, continents, countries, states and provinces, and cities.

Behind the Headlines – news stories of the day.

Biography Centre – thousands of biographies on different topics.

Browse by Subject – choose a subject to find more articles.

Citation Builder – create bibliographies for your research quickly.

Compare Places – locate statistics quickly and easily.

Dictionary – find the meaning of words. Also double click any word in any articles to find the meaning.

Educator Tools – curriculum correlations, Webquests, graphic organisers, and other teaching tools.

Google Classroom – World Book Student content can be shared.

How to Do Research – helps you plan and structure your assignments.

Interactive Maps – interactive map to find World Book articles.

My Research – takes you directly to your account if you are logged in.

Timelines – hundreds of World Book Timelines with the option to create your own timelines.

Trivia Quizzes – fun way to test what you know on a variety of subjects.

What's New – newest articles and images in Student.

World Resources – takes you to Interactive maps, Atlas and Compare places.

Q 11: What three features listed under the Main Menu will take you to different types of world maps?

1. _____ 2. _____ 3. _____

Let's try out some of the Main Menu features!

Compare Places

– use this feature to find statistics quickly and easily on countries and states.


Go to **Compare Places** from the **Main Menu**

In the **Filter** box select **Country**

Use the arrows to select the following countries.

- Compare **New Zealand** with **United States** (developed country)
- Compare **New Zealand** with **Indonesia** (less developed country)
- Compare **New Zealand** with **Laos** (least developed country)

TIP: Select **New Zealand**, then click **Compare Places** to select a second country. Clicking **Compare Now!** compares the two countries side by side.

To compare another country click .


Q 12: Complete the table below with your results:

Demographic Characteristics	New Zealand	Developed Country United States	Less Developed Country Indonesia	Least Developed Country Laos
Population				
Life Expectancy Males				
Life Expectancy Females				
Internet users per 100				

Atlas

– find up-to-date full-colour maps of the world, continents, countries, states and provinces, and many cities.

- Go to **Atlas** from the Main Menu.
- Click on **Asia** located in the left hand column or find **ASIA** on the world map.
- Click **China** link on the map.
- Click on **Beijing**

TIP: This symbol  will pop up if there is a link on the map.

Q 13: What is the World Heritage Site north of Tianamen Square?

ANSWERS:

1. Anzac Cove
2. Major-General Sir A.J. Godley
3. May 7, 1915
4. July 1, 1916
5. November 11, 1918
6. Insulin
7. 14
8. 1893
9. Arts; Business, industry and technology; Geography; History; Mythology, philosophy and religion; Recreation and sports; Science and mathematics; Society
10. 40
11. Atlas, Interactive Maps and World Resources
- 12.

Demographic characteristics	New Zealand	Developed Country United States	Less Developed Country Indonesia	Least Developed Country Laos
Population	4,586,000	323,873,000	258,553,000	7,042,000
Life Expectancy Males	80 years	76 years	69 years	66 years
Life Expectancy Females	83 years	81 years	73 years	69 years
Internet users per 100	89.0	86.0	17.0	13.0

13. The Forbidden City