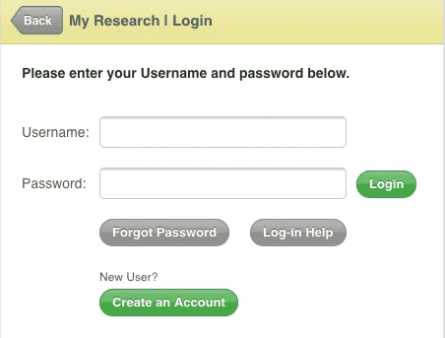




In your browser go to: www.worldbookonline.com

<p>Log-in ID: _____ Password: _____</p> <p>Tick <input checked="" type="checkbox"/> Remember my ID and Password</p> <p> Tap on Student</p>	<p>World Book Student works in both landscape and portrait modes.</p> 
---	--

Let's explore the My Research account feature!

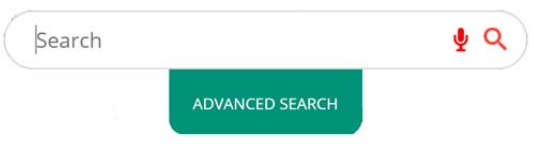
<p>My Research ></p> <p> > Tap on My Research Login or create* your My Research account</p> <p>* See separate <i>My Research Tip Sheet</i> on how to create a new account.</p> <p>> Tap Create Project</p> <p>Create a new project called New Zealand</p>	 <p>Content saved in World Book Student from the desktop version are also accessible through the iPad or tablet versions.</p>
--	---

- TIP 1:** To go back to the **STUDENT** homepage tap on
- TIP 2:** The **Main Menu** at the top right-hand side of every page provides quick access to all of the features on the site.

Let's learn how to find and save articles, images, videos and more!


SEARCH:

- **TIP:** Tap on the search box to show the **Advanced Search** option that contains additional search categories.

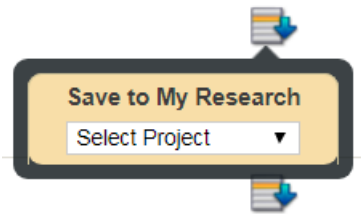


> Type **New Zealand** in the search box

> Tap **Search** button or **return** on the keyboard.




- > Tap on  next to the article **New Zealand, History of** to save the article to your **My Research** account.
- > In the **Save My Research** box tap the drop-down arrow and tap **New Zealand**.



Your selection has been saved will confirm you have saved the article to your My Research account.

- > Continue saving the following **Encyclopedia Articles** to your **My Research 'New Zealand'** project.
 1. New Zealand
 2. Government of New Zealand

> Tap on **Maps**.
View all the maps by swiping your finger up the screen.

Tick the following maps and click 

1. New Zealand
2. North Island
3. South Island
4. Average January temperatures in New Zealand
5. Average July temperatures in New Zealand
6. Average yearly precipitation in New Zealand
7. Population density in New Zealand



TIP: The **More** drop-down menu  will take you to more search results.



Let's learn about the encyclopedia articles!



ENCYCLOPEDIA ARTICLE:









> Tap on **Encyclopedia Articles** – then tap on the **New Zealand** encyclopedia article.

Explore the following tabs to help you navigate an encyclopedia article:



ARTICLE CONTENTS drop-down menu takes you to each section of the article.



The **TOOLS AND SETTINGS** drop-down menu includes options to  view in sections or a single page,  save the article as a PDF, to Google Drive and My Research,  share the article with Google Classroom or email. You can also  print the article,  view citations,  translate the text,  highlight a search term, and  adjust the text size.

Images, Videos, and Audio

The **Images, Videos, and Audio** tab includes photos and illustrations, maps, videos and sounds.

Related Information

The **Related Information** tab lists content related to the article, including more encyclopedia articles, books, Back in Time articles, Special Reports, websites, magazine articles, curriculum correlations, and questions.

Go back to **STUDENT** homepage.



Let's find out what's on the homepage!

HOME PAGE FEATURES:



Featured – *images and articles appear on the homepage behind the search bar.*

Use the arrows to browse through the images to find more featured articles.

Which featured article interests you most? _____



My Research – *You can create your own account to save all your research projects, World Book articles, images, timelines and other search results in one place.*

Write down your **My Research** account:

USERNAME: _____ PASSWORD: _____

Go back to **STUDENT** homepage.



Citation Builder – *this is a tool to create bibliographies.*

Tap on **Citation Builder** button on the homepage.

Citations will appear in _____ formats.

Go back to **STUDENT** homepage.



Maps and Atlas – *Find up-to-date full-colour maps of the world, continents, countries, states and provinces, and many cities.*

> Tap on **Maps and Atlas**



Interactive Maps allow you to search and access an article using the display pins dropped on a map.



World Book Atlas covers the whole globe interactively.



Compare Places is a great tool to start a research project with quick facts, images, maps, flags and videos.

Go back to **STUDENT** homepage.



Browse by Subject

This is where you can choose a subject to find more articles.

Tap on **Browse by Subject** button on the homepage.

Name the subject categories _____

Go back to the **STUDENT** home page.

▪ **Current Events: Behind the Headlines**

*You can also go to Behind the Headlines using the **Main Menu**.*

World Book editors highlight breaking news stories and provide links to related background information in World Book.

Which news story interests you most? _____

▪ Biography Centre

*You can also go to the Biography Centre using the **Main Menu**.*

Biography Centre includes thousands of biographies on curriculum topics, popular culture figures, and other people of interest. Tap on **MORE BIOGRAPHIES**

What are the 10 featured biography categories? 1. _____ 2. _____
3. _____ 4. _____ 5. _____ 6. _____
7. _____ 8. _____ 9. _____ 10. _____

Go back to the **STUDENT** homepage.

▪ Featured Videos

Featured videos from the extensive multimedia collection appear on the home page with a brief description.

> Tap on the arrow to start the video.

> Tap on videos on the right-hand side to play.

LEARN MORE will take you to the encyclopedia article.

Let's learn about timelines!

TIMELINES:

> Go to **Timelines** from the **Main Menu**

Tap on **World history** > Tap on **New Zealand history** > Tap on **HISTORY OF NEW ZEALAND**

Swipe across the screen or tap the arrow to scroll along the timeline to find the answer.

Which year did New Zealand become the first nation to grant women the right to vote? _____



TIP: You must be logged in to your My Research account before building and saving a timeline.

To return to the **STUDENT** homepage tap on **World Book Products** on the bottom tool bar then tap on **Student**.

Find out how easy it is to explore World Book Student!

QUICK LINKS:



Main Menu *The menu appears at the top right-hand side of every page.*

Atlas – maps the world, continents, countries, states and provinces, and cities.

Behind the Headlines – news stories of the day.

Biography Centre – thousands of biographies on different topics.

Browse by Subject – choose a subject to find more articles.

Citation Builder – create bibliographies for your research quickly.

Compare Places – locate statistics quickly and easily.

Dictionary – find the meaning of words. Also double click any word in any articles to find the meaning.

Educator Tools – curriculum correlations, Webquests, graphic organisers, and other teaching tools.

Google Classroom – World Book Student content can be shared.

How to Do Research – helps you plan and structure your assignments.

Interactive Maps – interactive map to find World Book articles.

My Research – takes you directly to your account if you are logged in.

Timelines – hundreds of World Book Timelines with the option to create your own timelines.

Trivia Quizzes – fun way to test what you know on a variety of subjects.

What's New – newest articles and images in Student.

World Resources – takes you to Interactive Maps, Atlas and Compare Places.