











In your browser go to: [www.worldbookonline.com](http://www.worldbookonline.com)

<p><b>Log-in ID:</b></p> <hr/> <p><b>Password:</b></p> <hr/> <p>Tick <input checked="" type="checkbox"/> <b>Remember my ID and Password</b></p>  <p><b>Tap on <i>Advanced</i> and you will be automatically directed to the iPad or tablet format.</b></p>	<p><b>World Book Advanced works in both landscape and portrait modes.</b></p> 
 <p><b>My Research &gt;</b>          &gt; Tap on <b>My Research</b> under <b>Research Tools</b>          Login or create* your <b>My Research</b> account</p> <p>* See separate <b>My Research Tip Sheet</b> on how to create a new account.</p> <p>Tap  <b>Create Project</b>          Create a new project called <b>William Shakespeare</b></p>	 <p><i>Content saved in World Book Advanced from the desktop version are also accessible through the iPad or tablet versions.</i></p>
<p> <b>TIP:</b> To go back to the <b>ADVANCED</b> home page click on  <b>WORLD BOOK ADVANCED</b></p>	

- **Search** – There are three (3) ways to search for articles and media.



1. Tap to search **All**


2. Tap to search **Media**

3. Tap for **Advanced Search** to refine your search  
**Search for words or a phrase >**  
**Browse Options >**  
**Boolean Search >**

> Type **William Shakespeare** in the search box and tap **Search** button or **Search** on the keyboard.






> Tap on  next to the article **Shakespeare, William** to save the article to your **My Research** account.  
 > In the **Save My Research** box tap the drop-down arrow and tap **William Shakespeare** project.

### Search Results:

> Tap on **Primary Source**

Save **Culmination of Dramatic Literature in "Hamlet"** to your William Shakespeare **My Research** project.



> Tap on **Online Books**

Scroll down page to find **Hamlet, Prince of Denmark** and save to your William Shakespeare **My Research** project.



> Tap on **More** drop-down menu to find more search results relating to William Shakespeare.




Scroll down to view more search results.



### ENCYCLOPEDIA ARTICLE:


> Tap on **Encyclopedia Articles** – then tap on **Shakespeare, William** encyclopedia article.


Explore the following tabs to help you navigate an encyclopedia article:


 **Article Contents** drop-down menu takes you to each section of the article.

> Tap on **Shakespeare's plays**

Scroll down to find  **Shakespeare's plays** table listing the plays alphabetically with a link to each play.

 The **Tools** box drop-down menu includes options to print, email, and save the article (in HTML and PDF formats). You can also view citations, translate the text, highlight a search term, adjust text size, and view in sections or a single page. The default article view is the single page view; click the "Section view" link to view the article by section.

 **Images, Videos, and Audio** tab includes photos and illustrations, maps, videos and sounds.

 The **Related Information** tab lists content related to the article, including more encyclopedia articles, books, Back in Time articles, Special Reports, websites, magazine articles, content standards, and questions.

 Takes you back to the top of the article.


# HOME PAGE FEATURES:

## ■ Research Tools

Citation Builder >

Citations will appear in MLA, APA and Harvard formats

> Tap on **Citation Builder**

> Tap on drop down arrow  to select the type of citation you wish to create or save.

 **TIP:** You must be logged into My Research to “save” a citation.

Go back to **ADVANCED** home page.



Online Book Archive >

> Tap **Online Book Archive**

To access thousands of online books, you can either:

Use the search box:

Search Online Books:



Select from one or more categories:  
**Author, Title, Language, or Genre**

Go back to **ADVANCED** home page.

World Newspapers >

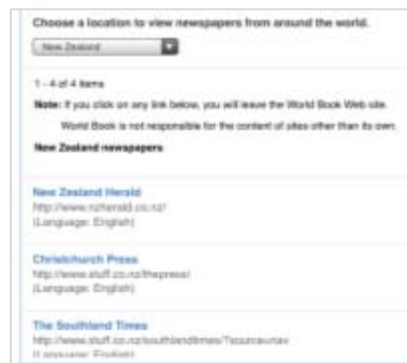
Search for newspapers from around the world.

> Tap on **World Newspapers**

> Make a selection in the drop-down box for a state or territory.



> Choose a location to view newspapers from around the world.



Go back to **ADVANCED** home page.

Today in History >



Each day of the year World Book Advanced showcases important persons or events associated with that date. There is also an option to select important events by month.

Includes options to print, email, and save the article in HTML.

Go back to **ADVANCED** home page.

## ■ Primary Sources

World Book Advanced provides primary sources in the form of documents, letters, books, speeches, articles, records, interviews, and images.

Ways to search for Primary Sources:

- > **Search** box using key words
- > **Browse Primary Sources by Title**

Go back to **ADVANCED** home page.



## ■ In The Headlines

Up-to-the-minute news stories from a RSS news feed.

### In The Headlines



## ■ Featured Videos

Featured videos from the extensive multimedia collection appear on the home page with a brief description.

> Tap on the video to play.

> Tap again anywhere on the video to bring up controls to pause, stop or full screen



> Swipe across slideshow to view additional *Featured Videos*.

> Tap on the video you wish to view – it will now appear in the main video section – tap on the video to play.

**Learn more** will take you to the encyclopedia article.





## QUICK LINKS:

**Take me to...** tab at the top of the page provides quick and easy navigation.

**Atlas** – maps of the world, continents, countries, states and provinces, and cities.

**Behind the Headlines** – includes current events and quizzes.

**Citation Builder** – create bibliographies for your research quickly.

**Compare Places** – locate statistics quickly and easily.

**Dictionary** – find the meaning of words easily and quickly.

*Double click any word in any articles to find the meaning.*

**Government Websites** – external websites specially selected by World Book Editors.

**My Research** – takes you directly to your account if you are logged in.

**Online Book Archive** – gives you access to thousands of online books.

**Pathfinders** – allows you to access collections of resources guides. You can create your own unique collections and share them, just within your account or with all World Book users.

**Primary Sources** – search for primary source documents in the form of documents, letters, books, speeches, articles, records, interviews, and images.

**Resource Guides** – these guides contain a list of primary source documents, online books, encyclopedia articles, and multimedia, on a variety of curriculum topics.

**Teaching with Documents** – gives you access to lesson plans focusing on one or more primary source images.

**Timelines** – hundreds of World Book Timelines with the options to add an event and to create your own timeline from scratch.

**Today in History** – showcases important persons or events associated with that date.

**What's New** – highlights newest articles and images in Advanced.

**World Newspapers** – search for newspapers locally and from around the world.

**World Resources** – takes you to Interactive Maps, Atlas and Compare Places.



## TIMELINES:



TIP: You must be logged in to your My Research account before building and saving a timeline.

> Go to **Timelines** from the **Take me to...** drop-down menu

In the search box type in **Shakespeare** – select **William Shakespeare** from the predictive search results.

Click on the  **Save** button. Under **Save to My Research** select **William Shakespeare** project.

There is also an option to **Save to My Timelines** – this will save the timeline within **WORLD BOOK TIMELINES**.



TIP: To return to **World Book Advanced** home page when you are in **TIMELINES**, click on **World Book Products** button located on the bottom toolbar and select **Advanced**.