
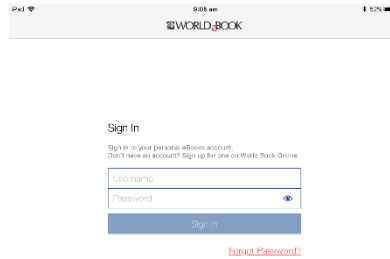


# How to use World Book eBooks App...

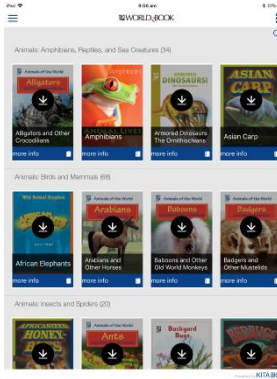
1. Download the FREE eBooks App from your App store or Google Play store. Search “World Book eBooks”
2. Once downloaded tap on the icon to open the App 

3. Sign in using your *personal eBooks* login details\*



*\*You need to have setup a personal eBooks account to access the App. For information on how to do this, please see ‘How to setup Personal eBooks account’ Information Sheet.*

4. Once logged in you will be taken to the Bookshelf

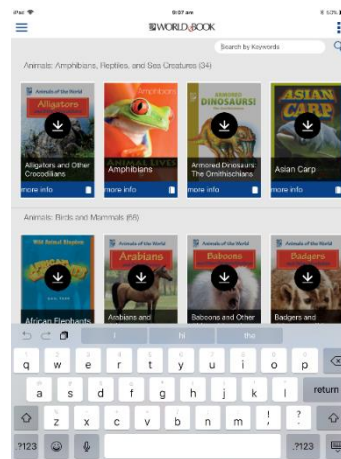
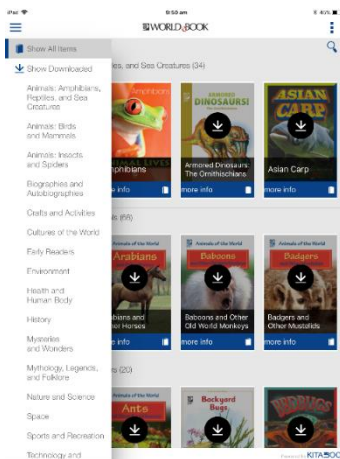


5. Search for titles

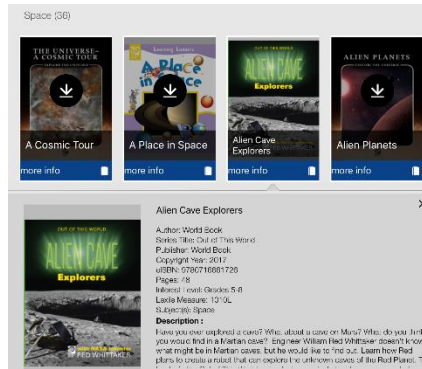
i) Scroll up and down to view titles under each category. Swipe left and right to see all titles available in that category.

ii) Search by subject using the menu tab

iii) Search by keyword

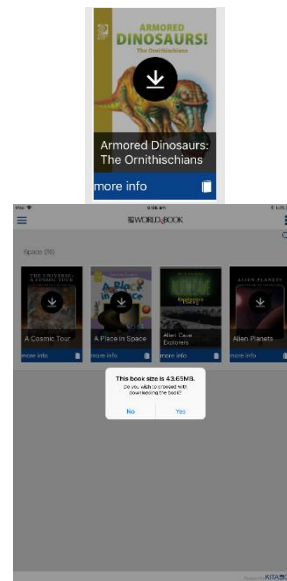


To view more information on a book, tap 'More Info' located at the bottom of each cover.



6. To open an eBook you need to download the title. You can do this by tapping on the arrow on the cover.

*You will be asked if you wish to proceed with downloading the book. Tap 'Yes' to continue and download or 'No' to return to the bookshelf.*




7. Once title is downloaded it will open ready to read.

If this prompt appears tap 'Got it' to move on when ready.



Position iPad to portrait to view one page at a time or to landscape to view two pages at a time.



Tap anywhere on the page to bring up the menu:



- Go back to Bookshelf
- Contents
- My Data – view all of your saved notes, highlights etc.
- Highlight
- Pen
- Sticky Note
- Keyword search within eBook
- Bookmark
- Thumbnail view
- Page number

Selected titles also include multimedia. If you see this icon on a page it means:



Audio or Text read-aloud



Quiz



Image

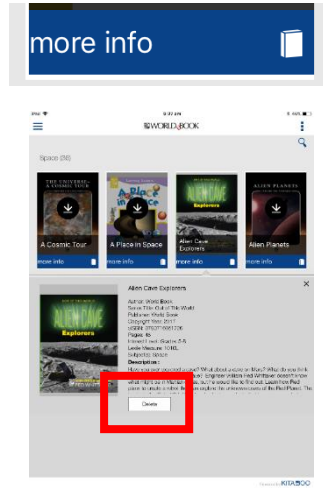


Video

8. To delete a downloaded title:

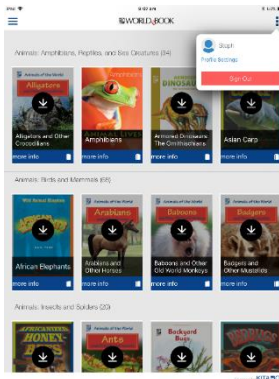
Go to the downloaded eBook and tap 'More info' on the title you wish to delete.

Then tap, 'Delete'.



9. To Sign-out:

When you've finished, you can sign out by going to the top right menu icon and tapping 'Sign-out'.



*If left open, your session will eventually 'expire' and you will be prompted to re-login for security purposes.*

10. Next time you login, you can easily view all your downloaded titles offline by going to the menu and tapping 'Show Downloaded'.

