


Adding World Book Online to your iPad Home screen


1. Open World Book Online in Safari (www.worldbookonline.com)
Log in using your library's username and password (if your subscription is not on IP Address)
****You must tick *Remember username and password*****




2. Tap the icon (box with arrow)



3. Tap the option *Add to Home Screen*



4. The option to change the title will appear, feel free to change from Super Home Page to World Book Online



- Then tap Add.
The shortcut will appear on your home screen

